




 PRINTPAPA

Size (Width x Height): 6"x 4"

 **Safe Area:** Keep all text within this line

 **Finished Size:** This is the size where the product will be cut to.

 **Bleeds:** Create a 1/8" bleed to make sure that ink goes to the edge of the finished size. Extend Artwork or graphics to the edge of the template

 **Borders:** Minimum border thickness must be 1/4 (0.25") thick plus the 1/8 (0.125") bleed for correct print ready artwork. Total border size from the bleed line is 3/8 (0.375").

PERMIT #  
GOES HERE  
1.25" x 1.25"  
CLEAR AREA

### Important Note:

Click on the link to view  
the artwork setup guideline  
<http://support.printpapa.com/kb/a313>

Indicia  
<http://support.printpapa.com/kb/a448>

Address area requirement  
<http://support.printpapa.com/kb/a449>

Preparing mailing list  
<http://support.printpapa.com/kb/a285>

**Total size 3.5"x2"**

**Printing in this area is not allowed.  
Reserved for addressing/postal  
mailing purposes.**

*White Background*

CLEAR AREA  
0.5"

CLEAR AREA 0.625" for barcode