



PRINT TEMPLATE


Product METALLIC FOLDED INVITATION CARD (GOLD)

Size 5" X 7" (WXH) FOLDED TO 5"X3.5" (WXH)


2

OUTSIDE TOP


SCORED




BORDER THICKNESS - Must be atleast $\frac{3}{8}$ " from the bleed line to insure your border won't be cut off when printed.



SAFE AREA - Keep all text within this line.



FINISHED SIZE - This is where the product will be cut to size.



BLEEDS - Create a $\frac{1}{8}$ inch bleed area to make sure that the ink goes to the edge of the

1

OUTSIDE BOTTOM





PRINT TEMPLATE


Product METALLIC FOLDED INVITATION CARD (GOLD)

Size 5" X 7" (WXH) FOLDED TO 5"X3.5" (WXH)


4

INSIDE TOP


SCORED




BORDER THICKNESS - Must be atleast 3/8" from the bleed line to insure your border won't be cut off when printed.



SAFE AREA - Keep all text within this line.



FINISHED SIZE - This is where the product will be cut to size.



BLEEDS - Create a 1/8 inch bleed area to make sure that the ink goes to the edge of the

3

INSIDE BOTTOM

