



## PRINT TEMPLATE


Product KRAFT PAPER FOLDED INVITATION CARD

Size 5" X 7" (WXH) FOLDED TO 5"X3.5" (WXH)


# 2

OUTSIDE TOP


SCORED




**BORDER THICKNESS** - Must be atleast  $\frac{3}{8}$ " from the bleed line to insure your border won't be cut off when printed.



**SAFE AREA** - Keep all text within this line.



**FINISHED SIZE** - This is where the product will be cut to size.



**BLEEDS** - Create a  $\frac{1}{8}$  inch bleed area to make sure that the ink goes to the edge of the

# 1

OUTSIDE BOTTOM





## PRINT TEMPLATE


Product KRAFT PAPER FOLDED INVITATION CARD

Size 5" X 7" (WXH) FOLDED TO 5"X3.5" (WXH)


4

INSIDE TOP


SCORED




**BORDER THICKNESS** - Must be atleast 3/8" from the bleed line to insure your border won't be cut off when printed.



**SAFE AREA** - Keep all text within this line.



**FINISHED SIZE** - This is where the product will be cut to size.



**BLEEDS** - Create a 1/8 inch bleed area to make sure that the ink goes to the edge of the

3

INSIDE BOTTOM

