




# KEY / LEGEND


Helpful guidelines on how to use our templates


 **WHITE SOLID AREAS**  
**Printable Area**  
Art is only allowed here.

 **RED SOLID AREAS**  
**Cannot Print Here**  
All art within this area will be cut off.

 **GRAY DOTTED OUTLINE**  
**Under Seams & Edges**  
Seams on the back or inside may show through as slight discoloration when printed due to the variation of paper thicknesses when overlapping in those areas.

 **PINK DOTTED OUTLINE**  
**Flap Seam / Edge**

 **GREEN SOLID OUTLINE**  
**Visible Seams & Edges**  
These are the edges that are visible on the side of the template you are viewing.

 **GOLD SOLID FILL**  
**Gum Lines**  
Any print within these areas will be lost when reopened.

**5BAR ENVELOPE - 4.125" X 5.5"**  
**FRONT SIDE FLAP: TOP OF LONGER SIDE**  
No Bleeds Available. Make sure to turn on Guides  
in the application your opening this template in.



**\*NO GRAPHICS TO BLEED TO THE EDGE -**  
please ensure not to have any text or graphics go beyond the "Safety Line" for we need 10mm clear of any graphics all the way around the envelope. We cannot print graphics to the very edge of the finished envelope.

Delete this template when done, or ensure the artwork covers it completely. DO NOT submit artwork with this template showing as it will print.

## ----- WARNING -----

Seams on the back or inside may show through as slight discoloration when printed due to the variation of paper thicknesses when overlapping in those areas.

Avoid Heavy Coverage of Ink on these locations as the discoloration is very visible.

Jobs cannot be rejected due to this limitation and is not covered under 100% Satisfaction Guarantee Policy.